



Wireless universal transmitter RF 96 ST SW915 Material-No.: 1428116

Features/Options

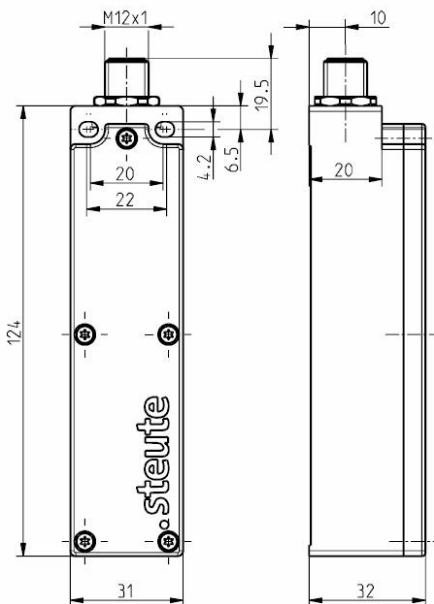
- Thermoplastic enclosure
- Mounting details to EN 50047
- sWave® wireless technology

Note

- The RF 96 ST may be used in combination with an wireless inductive sensor RF IS
- Connection of external switching contact (potentialfree contact) with gold contacts possible.

- Plug-in connector M12
- Easy programming of receiver
- No wiring and pipe laying required
- Power supply by Lithium battery
- Output signal can be individually configured at the receiver

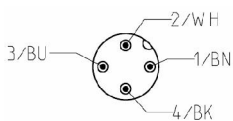
Dimensions



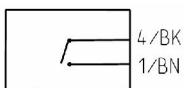
Technical Data

Standards	EN 60947-5-1; EN 61000-6-2, -6-3, EN 61000-4-2, -4-20; EN 301 489-1; EN 301 489-3; EN 300 220-1; EN 300 220-2
Enclosure	glass-fibre reinforced, shock-proof thermoplastic, self-extinguishing UL 94-V0
Tightening torque	M4 mounting screw enclosure: max. 1.2 Nm
Connection	Plug-in connector M12 x 1; 4-pole
Degree of protection	IP 67 to IEC/EN 60529
Wireless protocol	sWave®
Ambient temperature	-20 °C ... +65 °C
Switching frequency	approx. 12000 telegrams at repetitions/h
Switching frequency	max. 5 Hz
Standby current	15 µA
Voltage supply	Lithium battery SL 2770 (Europe) or TL-5920 (North America)
Capacity	8.5 Ah (SL 2770) and (TL-5920)
Frequency	915 MHz
Transmission power	< 25 mW
Data rate	66 kbps
Channel bandwidth	266 kHz
Sensing range	max. 450 m outside, max. 40 m inside
Battery life	SL-2770 (C) or TL-5920 according to switch frequency, 10 s approx. 1300 days,
Actuating time	min. 80 ms
Approvals	USA: FCC: XK5-RFRXSW915; Canada: IC: 5158A-RFRXSW915

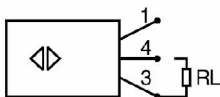
Pin assignment



External switch contact



Sensors



Note status signal configurable ex works, transmission of battery voltage

Errors and omissions excepted.